

Scaled data based on original data using  
LM-79-08 Approved Method: Electrical and Photometric Measurements of Solid-  
State Lighting Products

Test Report Prepared for  
Cooper Lighting Solutions  
(formerly Eaton)

Brand: McGRAW-EDISON

Report Number: P226275

Luminaire Tested: **ISW-AF-600-LED-E1-T2**

Issue Date: 3/3/2020

**Test Information**

Test Method: LM-79-08  
Report Number: P226275  
TEST IS SCALED FROM IESNA LM-79-08 TEST DATA (P35937)  
Test Lab: INNOVATION CENTER-P3  
Issue Date: 3/3/2020  
Manufacturer: COOPER LIGHTING SOLUTIONS (FORMERLY EATON)  
Product Line: MCGRAW-EDISON  
Catalog Number: ISW-AF-600-LED-E1-T2  
Description: IMPACT ELITE LED WEDGE LUMINAIRE  
LIGHT SQUARE WITH ACCULED OPTICS-TYPE II  
Light Source: (16) 4000K CCT, 70 CRI LEDs  
Ballast/Driver: ELECTRONIC DRIVER

**Summary**

Lumens per Lamp: N/A  
Luminaire Lumens: 4185.3 lumens  
Efficiency: N/A  
Efficacy: 124.2 lumens/watt  
Luminous Opening: Rectangular (W 0.5' x L: 0.5' x H: 0')  
IES Classification: Type II - Medium - Cutoff  
BUG Rating: B1 - U1 - G1

Input Watts (W): 33.7  
Input Voltage (V): 120  
Input Current (Ain): NR  
Voltage Rise (V): NR  
Power Factor: NR  
Total Harmonic Distortion (THDi): NR  
Frequency (hertz): 60  
Stabilization Time: NR  
Operation Time: NR  
Ambient Temperature (°C): NR  
Test Distance: 25 FT

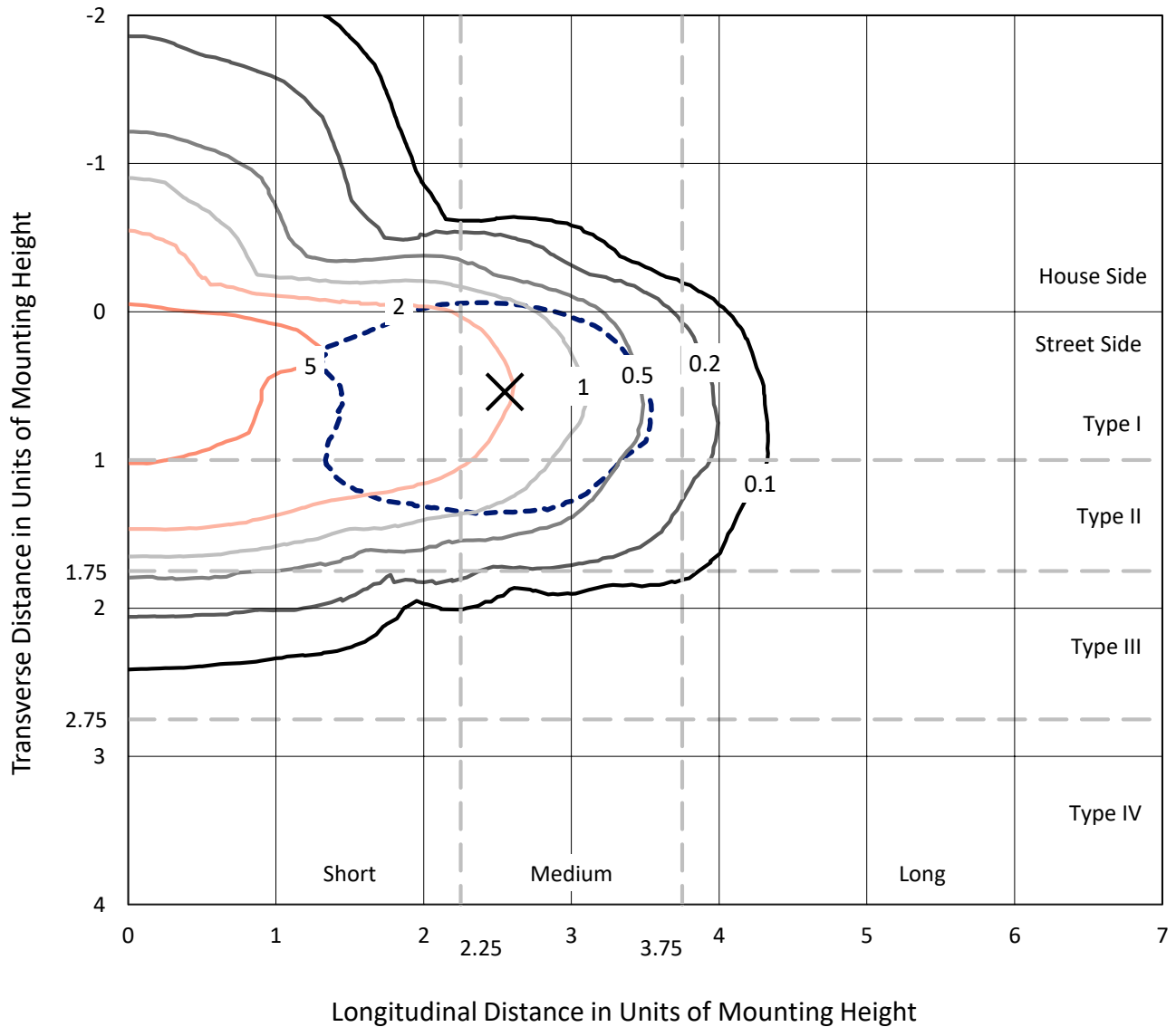


REPORT NUMBER: P226275

CATALOG NUMBER: ISW-AF-600-LED-E1-T2

### Iso-Footcandle Lines of Horizontal Illumination

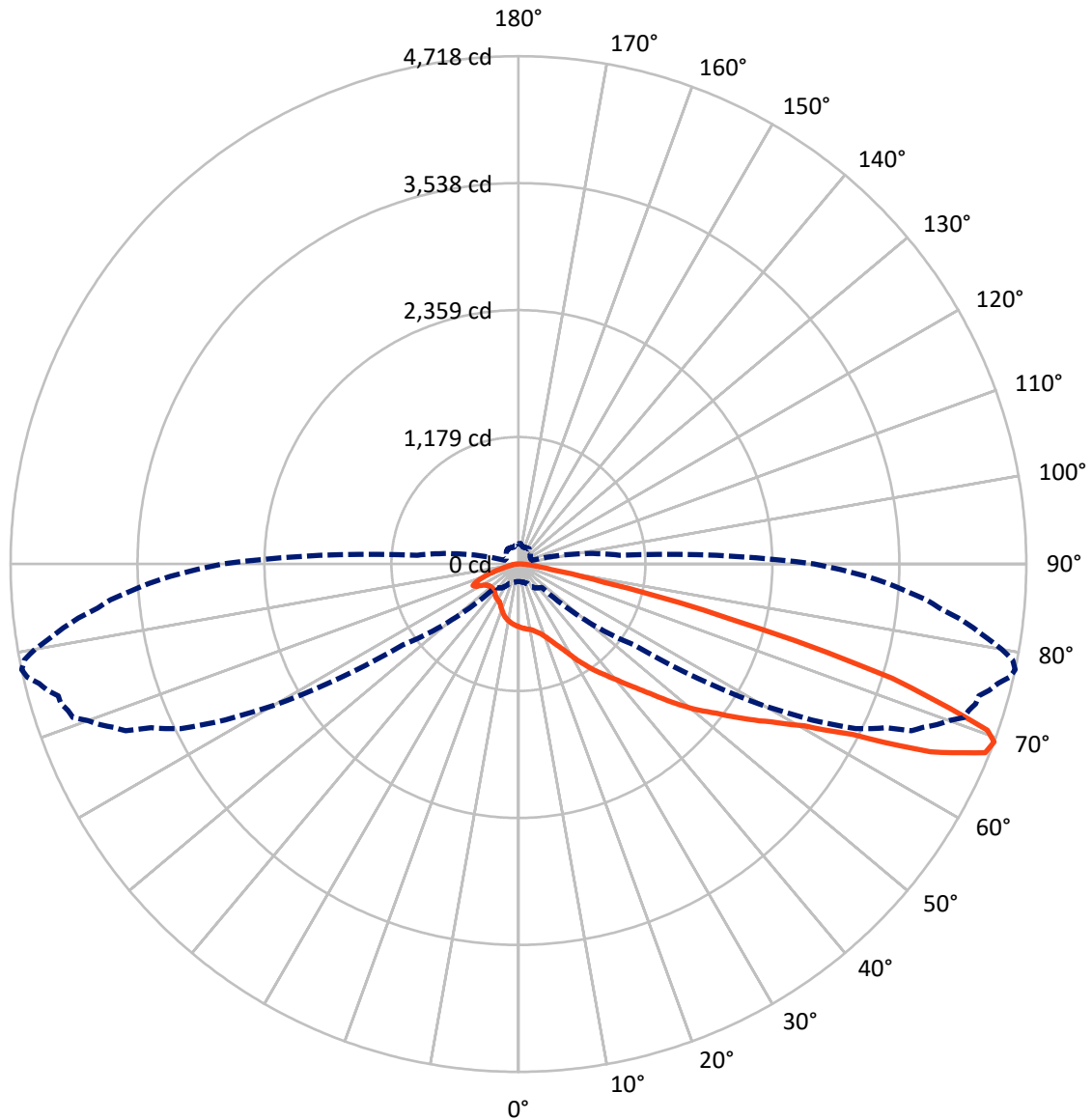
× Max cd  
 - - - 1/2 Max cd



Based on 10 foot mounting height. Maximum calculated value = 7.5 fc  
 Type II - Medium - Cutoff

REPORT NUMBER: P226275  
CATALOG NUMBER: ISW-AF-600-LED-E1-T2

### Luminous Intensity Polar Plot



— Vertical Plane Through 78-Deg Lateral      - - - Horizontal Cone Through 69-Deg Vertical

REPORT NUMBER: P226275

CATALOG NUMBER: ISW-AF-600-LED-E1-T2

**FLUX DISTRIBUTION:**

		Downward	Upward	Total
<b>House Side</b>	Lumens	765.2	1.5	766.7
	% Fixture	18.3	0.0	18.3
<b>Street Side</b>	Lumens	3418.0	0.7	3418.6
	% Fixture	81.7	0.0	81.7
<b>Total</b>	Lumens	4183.2	2.1	4185.3
	% Fixture	99.9	0.1	100.0

**Coefficient of Utilization**

**ZONAL LUMENS:**

Zone	Lumens	% Fixture
0°-10°	54.0	1.3
10°-20°	163.2	3.9
20°-30°	292.6	7.0
30°-40°	477.6	11.4
40°-50°	706.4	16.9
50°-60°	922.4	22.0
60°-70°	1031.6	24.6
70°-80°	463.1	11.1
80°-90°	72.2	1.7
90°-100°	2.1	0.1
100°-110°	0.0	0.0
110°-120°	0.0	0.0
120°-130°	0.0	0.0
130°-140°	0.0	0.0
140°-150°	0.0	0.0
150°-160°	0.0	0.0
160°-170°	0.0	0.0
170°-180°	0.0	0.0
0°-90°	4183.2	99.9
0°-180°	4185.3	100.0



REPORT NUMBER: P226275

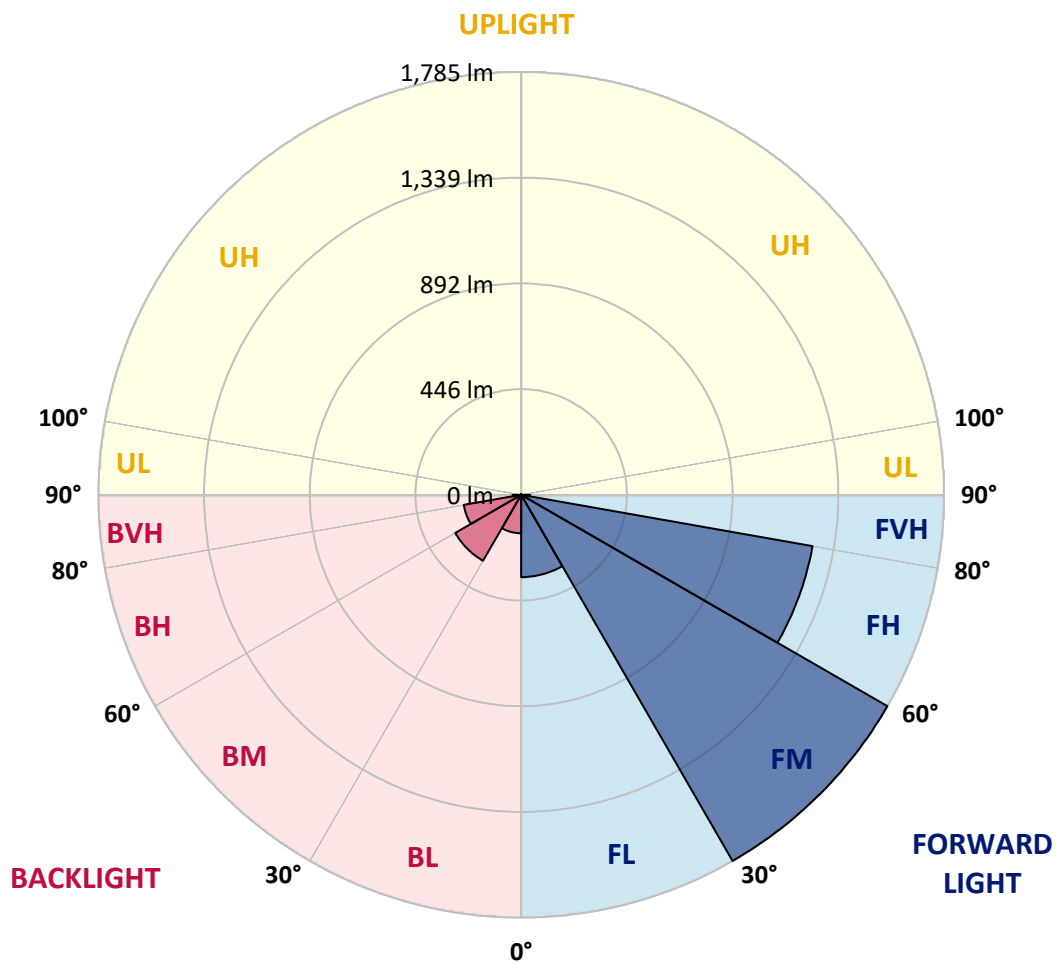
CATALOG NUMBER: ISW-AF-600-LED-E1-T2

**LUMINAIRE CLASSIFICATION SYSTEM LUMEN TABLE AND BUG RATING:**

Zone	Lumens	% Fixture	Zone Rating/Lumen Limit		
			B	U	G
FL (0°-30°)	347.4	8.3			
FM (30°-60°)	1784.9	42.6			
FH (60°-80°)	1248.8	29.8			G1/1800
FVH (80°-90°)	36.9	0.9			G1/100
BL (0°-30°)	162.4	3.9	B1/500		
BM (30°-60°)	321.5	7.7	B1/1000		
BH (60°-80°)	245.9	5.9	B1/500		G1/500
BVH (80°-90°)	35.3	0.8			G1/100
UL (90°-100°)	2.1	0.1		U1/10	
UH (100°-180°)	1.5	0.0		U1/10	

**BUG Rating: B1-U1-G1**

Type II Medium





REPORT NUMBER: P226275

CATALOG NUMBER: ISW-AF-600-LED-E1-T2

**CANDELA DISTRIBUTION (FULL):**

	0°	5°	15°	25°	35°	45°	55°	60°	61°	62°	64°
0°	582.1	582.1	582.1	582.1	582.1	582.1	582.1	582.1	582.1	582.1	582.1
2.5°	623.4	623.4	621.5	620.3	618.5	613.7	606.4	605.2	604.6	603.3	602.1
5°	668.9	664.1	665.3	662.3	655.6	647.1	633.7	627.1	623.4	622.8	620.3
7.5°	706.0	706.7	704.8	698.7	689.6	679.2	661.0	650.7	647.6	645.9	641.6
10°	732.7	730.9	729.7	728.4	721.2	712.7	689.6	676.9	674.4	669.5	664.7
12.5°	752.2	752.2	752.2	750.9	746.8	740.0	721.8	709.0	706.0	699.3	695.1
15°	773.5	771.0	768.5	766.8	767.4	767.4	754.0	744.3	739.4	735.8	727.3
17.5°	819.0	813.6	808.0	800.8	789.2	786.2	785.6	785.0	778.3	777.7	769.2
20°	857.9	853.0	848.1	840.9	824.5	806.9	816.0	824.5	823.3	823.9	819.6
22.5°	905.9	902.2	892.5	884.0	862.8	841.5	842.7	860.9	863.4	865.8	867.1
25°	971.5	969.7	953.9	937.5	913.2	893.1	874.3	896.8	901.6	907.2	918.1
27.5°	1037.8	1033.5	1016.5	1001.9	971.5	950.2	924.1	936.3	943.6	953.9	970.9
30°	1123.4	1111.8	1105.8	1073.0	1045.0	1014.1	991.5	995.2	994.0	1006.2	1032.3
32.5°	1247.4	1229.2	1198.8	1166.0	1133.1	1091.8	1073.0	1072.4	1069.3	1083.3	1097.9
35°	1314.2	1309.9	1291.1	1258.3	1222.4	1183.6	1171.4	1159.8	1161.7	1169.0	1174.4
37.5°	1386.5	1382.8	1368.3	1350.0	1322.7	1344.0	1276.5	1259.6	1251.6	1248.0	1249.7
40°	1418.1	1421.1	1429.1	1432.0	1416.3	1518.4	1385.3	1329.4	1327.0	1321.4	1316.0
42.5°	1424.8	1432.6	1448.5	1483.1	1498.3	1720.7	1475.2	1407.8	1398.1	1393.8	1394.4
45°	1449.1	1461.2	1464.3	1495.9	1567.6	1731.0	1576.7	1477.0	1469.8	1469.2	1465.5
47.5°	1508.0	1524.4	1524.4	1538.4	1606.4	1751.1	1611.2	1546.3	1541.4	1539.0	1548.7
50°	1516.5	1538.4	1582.1	1627.1	1676.3	1767.5	1650.8	1621.6	1623.4	1628.9	1657.5
52.5°	1372.5	1394.4	1509.9	1642.2	1802.6	1812.4	1710.4	1721.8	1734.0	1760.8	1813.0
55°	1176.9	1192.7	1329.4	1541.4	1807.6	1983.1	1859.8	1892.0	1917.5	1925.4	2007.4
57.5°	926.6	948.5	1087.6	1362.8	1687.9	2031.8	2203.6	2218.3	2189.7	2215.8	2245.6
60°	501.9	499.4	693.3	985.5	1436.3	1941.9	2535.4	2785.7	2791.8	2831.9	2784.0
62.5°	280.7	280.7	336.6	506.2	924.1	1642.9	2694.7	3276.7	3352.6	3416.5	3556.8
65°	212.1	213.9	233.9	305.0	518.8	1037.2	2577.9	3444.4	3590.1	3736.6	3982.7
67.5°	176.2	176.2	190.8	227.2	324.5	470.9	1898.1	3107.7	3290.0	3465.0	3805.3
69°	163.5	164.1	175.0	199.9	271.6	306.2	1311.1	2635.0	2843.5	3085.9	3486.9
70°	157.3	155.6	165.8	186.5	246.0	241.8	960.6	2291.2	2452.8	2670.3	3131.5
72.5°	139.7	137.9	143.4	159.2	193.8	172.6	391.9	1232.8	1476.4	1720.1	2087.6
75°	124.6	122.8	126.9	134.3	150.7	131.9	196.8	516.5	625.2	808.0	1114.9
77.5°	110.0	106.3	110.0	114.9	118.5	98.4	133.7	238.8	292.9	359.7	507.9
80°	99.6	96.0	100.2	97.8	93.0	75.9	88.7	139.1	154.4	184.7	241.8
82.5°	71.1	70.5	95.3	98.4	74.2	55.2	63.2	89.3	99.6	105.2	127.6
85°	43.8	41.9	55.2	70.5	75.3	34.7	40.7	52.9	55.2	60.1	71.1
87.5°	22.5	23.1	29.8	36.4	49.2	20.7	24.3	31.0	31.0	31.0	35.2
90°	5.4	6.6	9.1	12.8	10.3	5.4	9.1	7.3	8.5	7.3	8.5
92.5°	0.0	0.0	0.0	0.0	0.0	0.0	0.0	0.0	0.0	0.0	0.0
95°	0.0	0.0	0.0	0.0	0.0	0.0	0.0	0.0	0.0	0.0	0.0
97.5°	0.0	0.0	0.0	0.0	0.0	0.0	0.0	0.0	0.0	0.0	0.0
100°	0.0	0.0	0.0	0.0	0.0	0.0	0.0	0.0	0.0	0.0	0.0
102.5°	0.0	0.0	0.0	0.0	0.0	0.0	0.0	0.0	0.0	0.0	0.0
105°	0.0	0.0	0.0	0.0	0.0	0.0	0.0	0.0	0.0	0.0	0.0
107.5°	0.0	0.0	0.0	0.0	0.0	0.0	0.0	0.0	0.0	0.0	0.0



REPORT NUMBER: P226275

CATALOG NUMBER: ISW-AF-600-LED-E1-T2

**CANDELA DISTRIBUTION (continued):**

	0°	5°	15°	25°	35°	45°	55°	60°	61°	62°	64°
110°	0.0	0.0	0.0	0.0	0.0	0.0	0.0	0.0	0.0	0.0	0.0
112.5°	0.0	0.0	0.0	0.0	0.0	0.0	0.0	0.0	0.0	0.0	0.0
115°	0.0	0.0	0.0	0.0	0.0	0.0	0.0	0.0	0.0	0.0	0.0
117.5°	0.0	0.0	0.0	0.0	0.0	0.0	0.0	0.0	0.0	0.0	0.0
120°	0.0	0.0	0.0	0.0	0.0	0.0	0.0	0.0	0.0	0.0	0.0
122.5°	0.0	0.0	0.0	0.0	0.0	0.0	0.0	0.0	0.0	0.0	0.0
125°	0.0	0.0	0.0	0.0	0.0	0.0	0.0	0.0	0.0	0.0	0.0
127.5°	0.0	0.0	0.0	0.0	0.0	0.0	0.0	0.0	0.0	0.0	0.0
130°	0.0	0.0	0.0	0.0	0.0	0.0	0.0	0.0	0.0	0.0	0.0
132.5°	0.0	0.0	0.0	0.0	0.0	0.0	0.0	0.0	0.0	0.0	0.0
135°	0.0	0.0	0.0	0.0	0.0	0.0	0.0	0.0	0.0	0.0	0.0
137.5°	0.0	0.0	0.0	0.0	0.0	0.0	0.0	0.0	0.0	0.0	0.0
140°	0.0	0.0	0.0	0.0	0.0	0.0	0.0	0.0	0.0	0.0	0.0
142.5°	0.0	0.0	0.0	0.0	0.0	0.0	0.0	0.0	0.0	0.0	0.0
145°	0.0	0.0	0.0	0.0	0.0	0.0	0.0	0.0	0.0	0.0	0.0
147.5°	0.0	0.0	0.0	0.0	0.0	0.0	0.0	0.0	0.0	0.0	0.0
150°	0.0	0.0	0.0	0.0	0.0	0.0	0.0	0.0	0.0	0.0	0.0
152.5°	0.0	0.0	0.0	0.0	0.0	0.0	0.0	0.0	0.0	0.0	0.0
155°	0.0	0.0	0.0	0.0	0.0	0.0	0.0	0.0	0.0	0.0	0.0
157.5°	0.0	0.0	0.0	0.0	0.0	0.0	0.0	0.0	0.0	0.0	0.0
160°	0.0	0.0	0.0	0.0	0.0	0.0	0.0	0.0	0.0	0.0	0.0
162.5°	0.0	0.0	0.0	0.0	0.0	0.0	0.0	0.0	0.0	0.0	0.0
165°	0.0	0.0	0.0	0.0	0.0	0.0	0.0	0.0	0.0	0.0	0.0
167.5°	0.0	0.0	0.0	0.0	0.0	0.0	0.0	0.0	0.0	0.0	0.0
170°	0.0	0.0	0.0	0.0	0.0	0.0	0.0	0.0	0.0	0.0	0.0
172.5°	0.0	0.0	0.0	0.0	0.0	0.0	0.0	0.0	0.0	0.0	0.0
175°	0.0	0.0	0.0	0.0	0.0	0.0	0.0	0.0	0.0	0.0	0.0
177.5°	0.0	0.0	0.0	0.0	0.0	0.0	0.0	0.0	0.0	0.0	0.0
180°	0.0	0.0	0.0	0.0	0.0	0.0	0.0	0.0	0.0	0.0	0.0





REPORT NUMBER: P226275

CATALOG NUMBER: ISW-AF-600-LED-E1-T2

**CANDELA DISTRIBUTION (continued):**

	65°	66°	67°	68°	69°	70°	71°	72°	73°	74°	75°
0°	582.1	582.1	582.1	582.1	582.1	582.1	582.1	582.1	582.1	582.1	582.1
2.5°	602.7	600.9	598.4	599.0	597.8	596.1	596.7	596.1	596.7	595.5	594.2
5°	620.3	619.1	615.5	614.9	613.7	612.4	610.6	608.8	608.1	607.0	604.6
7.5°	640.4	636.8	634.9	632.5	629.4	624.6	624.0	621.5	619.7	618.5	615.5
10°	661.0	656.8	654.4	651.3	648.2	645.3	642.2	637.9	633.7	632.5	628.8
12.5°	692.0	686.6	681.7	676.9	673.8	668.3	664.1	658.6	654.4	652.5	646.5
15°	726.1	718.7	713.9	710.2	705.4	700.5	695.1	690.2	683.5	678.0	672.6
17.5°	766.2	759.4	755.9	749.1	743.1	737.6	733.4	727.3	721.8	712.1	707.3
20°	819.0	813.6	809.3	802.0	795.3	789.8	786.2	773.5	766.2	757.7	749.7
22.5°	868.3	868.8	864.6	859.7	855.5	848.1	842.1	833.0	823.9	813.6	802.6
25°	921.7	926.6	927.2	926.0	923.5	915.0	912.0	902.9	895.6	878.5	873.7
27.5°	981.2	986.7	993.4	1001.9	1003.7	994.6	998.8	989.7	977.0	969.7	953.9
30°	1038.9	1054.2	1068.2	1077.9	1083.9	1088.2	1085.1	1082.1	1073.6	1061.4	1047.5
32.5°	1113.1	1128.9	1142.8	1164.1	1175.1	1188.5	1186.0	1187.2	1184.2	1172.0	1155.6
35°	1187.9	1201.8	1220.0	1234.0	1260.7	1275.3	1287.5	1286.9	1286.9	1279.6	1263.8
37.5°	1254.0	1261.9	1277.2	1300.2	1317.9	1340.9	1360.3	1368.3	1381.0	1381.6	1364.6
40°	1323.3	1331.2	1342.7	1359.8	1379.2	1406.6	1432.6	1458.2	1470.4	1483.1	1476.4
42.5°	1398.1	1406.6	1415.0	1426.0	1453.9	1475.2	1510.5	1545.1	1570.0	1596.1	1593.0
45°	1472.1	1481.8	1494.0	1510.5	1535.3	1570.0	1604.0	1642.9	1700.0	1731.0	1752.2
47.5°	1556.0	1571.8	1594.3	1620.5	1640.5	1676.3	1719.5	1779.6	1837.3	1890.8	1924.2
50°	1682.3	1688.5	1724.9	1750.5	1788.7	1825.1	1868.3	1921.2	1995.9	2050.6	2104.0
52.5°	1831.3	1854.3	1890.8	1920.0	1950.4	1986.8	2031.2	2078.5	2152.7	2214.0	2283.3
55°	2023.2	2056.0	2087.6	2103.4	2145.9	2178.8	2214.6	2261.4	2341.0	2407.8	2489.2
57.5°	2252.3	2285.1	2300.3	2323.4	2341.6	2378.1	2426.6	2458.3	2528.7	2598.0	2684.3
60°	2722.6	2701.9	2720.1	2684.3	2678.8	2681.9	2692.2	2716.4	2755.9	2820.4	2911.5
62.5°	3571.3	3541.6	3462.6	3434.0	3378.7	3304.0	3233.5	3223.8	3203.2	3251.8	3308.8
65°	4067.2	4175.3	4186.8	4217.2	4195.3	4137.0	4054.4	4027.7	3960.8	3914.0	3910.9
67.5°	3948.1	4110.3	4211.7	4340.0	4411.1	4480.3	4498.5	4522.2	4479.1	4457.8	4463.9
69°	3616.9	3737.2	3964.4	4051.9	4164.3	4256.7	4378.2	4399.5	4441.4	4447.5	4528.3
70°	3288.8	3465.7	3595.7	3726.9	3882.4	3983.9	4038.6	4128.5	4232.4	4283.4	4371.0
72.5°	2364.7	2422.4	2514.7	2684.9	2728.0	2833.2	2940.7	3017.2	3139.3	3225.7	3431.6
75°	1275.9	1310.5	1455.8	1552.3	1577.9	1612.5	1691.4	1710.4	1755.9	1783.8	1982.0
77.5°	582.7	635.6	654.4	707.3	677.5	692.0	710.8	706.7	719.3	780.1	849.4
80°	268.5	278.9	286.1	308.0	309.2	304.4	306.2	303.2	300.7	310.5	317.7
82.5°	130.6	146.4	146.4	159.8	166.4	164.7	168.3	167.0	169.5	167.0	175.0
85°	76.5	76.5	82.7	89.9	88.7	91.1	91.1	96.0	96.6	97.8	97.8
87.5°	35.8	39.5	41.3	44.4	45.5	47.4	48.6	48.6	49.2	48.0	49.2
90°	9.1	9.1	15.1	15.1	16.4	18.2	15.8	17.0	21.3	15.8	20.0
92.5°	0.0	0.0	0.0	0.0	0.0	0.0	0.0	0.0	0.0	0.0	0.0
95°	0.0	0.0	0.0	0.0	0.0	0.0	0.0	0.0	0.0	0.0	0.0
97.5°	0.0	0.0	0.0	0.0	0.0	0.0	0.0	0.0	0.0	0.0	0.0
100°	0.0	0.0	0.0	0.0	0.0	0.0	0.0	0.0	0.0	0.0	0.0
102.5°	0.0	0.0	0.0	0.0	0.0	0.0	0.0	0.0	0.0	0.0	0.0
105°	0.0	0.0	0.0	0.0	0.0	0.0	0.0	0.0	0.0	0.0	0.0
107.5°	0.0	0.0	0.0	0.0	0.0	0.0	0.0	0.0	0.0	0.0	0.0



REPORT NUMBER: P226275

CATALOG NUMBER: ISW-AF-600-LED-E1-T2

**CANDELA DISTRIBUTION (continued):**

	65°	66°	67°	68°	69°	70°	71°	72°	73°	74°	75°
110°	0.0	0.0	0.0	0.0	0.0	0.0	0.0	0.0	0.0	0.0	0.0
112.5°	0.0	0.0	0.0	0.0	0.0	0.0	0.0	0.0	0.0	0.0	0.0
115°	0.0	0.0	0.0	0.0	0.0	0.0	0.0	0.0	0.0	0.0	0.0
117.5°	0.0	0.0	0.0	0.0	0.0	0.0	0.0	0.0	0.0	0.0	0.0
120°	0.0	0.0	0.0	0.0	0.0	0.0	0.0	0.0	0.0	0.0	0.0
122.5°	0.0	0.0	0.0	0.0	0.0	0.0	0.0	0.0	0.0	0.0	0.0
125°	0.0	0.0	0.0	0.0	0.0	0.0	0.0	0.0	0.0	0.0	0.0
127.5°	0.0	0.0	0.0	0.0	0.0	0.0	0.0	0.0	0.0	0.0	0.0
130°	0.0	0.0	0.0	0.0	0.0	0.0	0.0	0.0	0.0	0.0	0.0
132.5°	0.0	0.0	0.0	0.0	0.0	0.0	0.0	0.0	0.0	0.0	0.0
135°	0.0	0.0	0.0	0.0	0.0	0.0	0.0	0.0	0.0	0.0	0.0
137.5°	0.0	0.0	0.0	0.0	0.0	0.0	0.0	0.0	0.0	0.0	0.0
140°	0.0	0.0	0.0	0.0	0.0	0.0	0.0	0.0	0.0	0.0	0.0
142.5°	0.0	0.0	0.0	0.0	0.0	0.0	0.0	0.0	0.0	0.0	0.0
145°	0.0	0.0	0.0	0.0	0.0	0.0	0.0	0.0	0.0	0.0	0.0
147.5°	0.0	0.0	0.0	0.0	0.0	0.0	0.0	0.0	0.0	0.0	0.0
150°	0.0	0.0	0.0	0.0	0.0	0.0	0.0	0.0	0.0	0.0	0.0
152.5°	0.0	0.0	0.0	0.0	0.0	0.0	0.0	0.0	0.0	0.0	0.0
155°	0.0	0.0	0.0	0.0	0.0	0.0	0.0	0.0	0.0	0.0	0.0
157.5°	0.0	0.0	0.0	0.0	0.0	0.0	0.0	0.0	0.0	0.0	0.0
160°	0.0	0.0	0.0	0.0	0.0	0.0	0.0	0.0	0.0	0.0	0.0
162.5°	0.0	0.0	0.0	0.0	0.0	0.0	0.0	0.0	0.0	0.0	0.0
165°	0.0	0.0	0.0	0.0	0.0	0.0	0.0	0.0	0.0	0.0	0.0
167.5°	0.0	0.0	0.0	0.0	0.0	0.0	0.0	0.0	0.0	0.0	0.0
170°	0.0	0.0	0.0	0.0	0.0	0.0	0.0	0.0	0.0	0.0	0.0
172.5°	0.0	0.0	0.0	0.0	0.0	0.0	0.0	0.0	0.0	0.0	0.0
175°	0.0	0.0	0.0	0.0	0.0	0.0	0.0	0.0	0.0	0.0	0.0
177.5°	0.0	0.0	0.0	0.0	0.0	0.0	0.0	0.0	0.0	0.0	0.0
180°	0.0	0.0	0.0	0.0	0.0	0.0	0.0	0.0	0.0	0.0	0.0



REPORT NUMBER: P226275

CATALOG NUMBER: ISW-AF-600-LED-E1-T2

**CANDELA DISTRIBUTION (continued):**

	76°	77°	78°	79°	80°	81°	82°	83°	84°	85°	86°
0°	582.1	582.1	582.1	582.1	582.1	582.1	582.1	582.1	582.1	582.1	582.1
2.5°	593.0	594.2	593.6	591.2	590.5	590.5	589.3	588.7	587.5	587.0	588.1
5°	604.0	604.0	602.1	599.7	597.2	596.7	596.1	593.0	591.8	590.5	589.3
7.5°	614.3	613.1	610.6	606.4	604.0	603.3	600.9	597.8	594.8	592.4	591.2
10°	625.2	624.0	619.1	616.1	611.2	610.6	606.4	602.7	599.7	596.7	594.2
12.5°	641.0	639.8	634.3	627.1	623.4	620.9	615.5	611.2	607.0	603.3	599.0
15°	665.3	660.4	656.8	649.5	644.0	639.1	632.5	626.5	620.3	614.3	610.6
17.5°	699.3	692.6	682.9	678.6	671.4	663.5	654.4	650.1	642.2	634.9	627.6
20°	743.7	737.0	721.8	716.4	706.0	694.5	687.2	678.0	671.4	659.8	651.9
22.5°	792.9	786.9	772.2	757.7	747.9	738.8	727.3	715.8	703.0	692.0	683.5
25°	856.7	847.6	834.8	820.2	805.7	792.9	777.1	760.7	749.7	734.6	722.4
27.5°	943.6	927.8	906.5	890.7	879.1	859.7	840.3	825.7	808.6	788.6	775.3
30°	1037.8	1020.1	1004.3	986.1	966.7	947.9	921.1	899.8	881.6	860.3	838.4
32.5°	1142.2	1127.1	1104.6	1080.8	1059.6	1035.9	1016.5	994.0	962.4	939.9	916.9
35°	1247.4	1229.7	1206.7	1186.6	1162.3	1138.0	1116.1	1086.4	1057.8	1025.6	993.4
37.5°	1348.9	1333.6	1308.1	1277.8	1256.5	1230.3	1207.9	1176.3	1142.2	1106.4	1082.1
40°	1461.8	1437.6	1420.0	1384.7	1362.8	1333.6	1301.4	1277.2	1244.3	1205.4	1170.8
42.5°	1591.2	1574.2	1555.4	1526.9	1503.7	1469.2	1428.4	1397.5	1367.1	1320.8	1272.9
45°	1755.3	1744.3	1713.3	1690.3	1659.3	1622.8	1587.6	1550.0	1501.9	1448.5	1404.7
47.5°	1952.2	1943.6	1915.7	1882.8	1842.1	1792.9	1760.2	1708.5	1667.8	1600.9	1548.7
50°	2130.8	2135.0	2119.9	2069.4	2032.9	1983.7	1932.1	1887.1	1824.5	1755.3	1688.5
52.5°	2344.0	2339.8	2301.5	2273.5	2230.4	2170.9	2114.3	2056.6	1988.0	1916.3	1833.0
55°	2548.2	2561.0	2534.3	2494.7	2442.5	2359.2	2302.2	2227.4	2155.1	2076.1	1980.1
57.5°	2746.2	2786.9	2766.3	2719.5	2666.0	2605.9	2530.6	2446.7	2372.0	2268.7	2160.6
60°	2992.9	3047.0	3055.6	3025.2	2966.8	2896.9	2797.9	2732.3	2629.6	2534.3	2451.0
62.5°	3372.7	3495.4	3488.1	3502.7	3461.4	3418.2	3302.2	3231.7	3098.0	3029.4	2913.4
65°	4007.0	4097.5	4206.3	4202.6	4174.0	4070.7	3950.4	3832.6	3744.5	3609.0	3488.1
67.5°	4539.2	4613.9	4678.4	4644.9	4579.3	4463.2	4322.3	4158.3	4024.0	3874.5	3716.0
69°	4589.1	4680.2	4717.8	4676.5	4558.7	4407.4	4269.5	4117.0	3932.2	3804.0	3610.8
70°	4455.4	4545.3	4621.3	4514.9	4406.8	4259.2	4108.5	3949.8	3784.6	3646.7	3451.6
72.5°	3539.1	3640.6	3630.2	3618.7	3532.5	3384.8	3246.3	3161.2	3045.2	2878.7	2737.7
75°	2057.9	2104.6	2022.6	2108.9	2005.6	1856.8	1876.2	1780.2	1695.1	1599.2	1525.0
77.5°	808.0	849.4	806.3	792.3	746.1	735.8	658.6	667.7	629.4	554.1	519.5
80°	306.2	311.7	304.4	289.2	286.1	268.5	263.7	246.6	238.8	213.9	204.8
82.5°	164.7	167.7	162.9	157.9	154.4	144.0	137.3	124.6	117.2	109.4	108.7
85°	94.8	92.4	89.9	87.5	82.0	75.9	71.1	66.2	60.8	56.5	52.3
87.5°	49.8	50.4	51.0	48.6	45.0	40.1	37.0	35.2	31.0	29.2	27.3
90°	16.4	12.2	14.0	17.6	16.4	13.4	12.8	10.9	9.1	9.1	7.3
92.5°	0.0	0.0	0.0	0.0	0.0	0.0	0.0	0.0	0.0	0.0	0.0
95°	0.0	0.0	0.0	0.0	0.0	0.0	0.0	0.0	0.0	0.0	0.0
97.5°	0.0	0.0	0.0	0.0	0.0	0.0	0.0	0.0	0.0	0.0	0.0
100°	0.0	0.0	0.0	0.0	0.0	0.0	0.0	0.0	0.0	0.0	0.0
102.5°	0.0	0.0	0.0	0.0	0.0	0.0	0.0	0.0	0.0	0.0	0.0
105°	0.0	0.0	0.0	0.0	0.0	0.0	0.0	0.0	0.0	0.0	0.0
107.5°	0.0	0.0	0.0	0.0	0.0	0.0	0.0	0.0	0.0	0.0	0.0



REPORT NUMBER: P226275  
 CATALOG NUMBER: ISW-AF-600-LED-E1-T2

REPORT N  
 CATALOG

**CANDELA DISTRIBUTION (continued):**

**CANDELA**

	76°	77°	78°	79°	80°	81°	82°	83°	84°	85°	86°	
110°	0.0	0.0	0.0	0.0	0.0	0.0	0.0	0.0	0.0	0.0	0.0	0°
112.5°	0.0	0.0	0.0	0.0	0.0	0.0	0.0	0.0	0.0	0.0	0.0	2.5°
115°	0.0	0.0	0.0	0.0	0.0	0.0	0.0	0.0	0.0	0.0	0.0	5°
117.5°	0.0	0.0	0.0	0.0	0.0	0.0	0.0	0.0	0.0	0.0	0.0	7.5°
120°	0.0	0.0	0.0	0.0	0.0	0.0	0.0	0.0	0.0	0.0	0.0	10°
122.5°	0.0	0.0	0.0	0.0	0.0	0.0	0.0	0.0	0.0	0.0	0.0	12.5°
125°	0.0	0.0	0.0	0.0	0.0	0.0	0.0	0.0	0.0	0.0	0.0	15°
127.5°	0.0	0.0	0.0	0.0	0.0	0.0	0.0	0.0	0.0	0.0	0.0	17.5°
130°	0.0	0.0	0.0	0.0	0.0	0.0	0.0	0.0	0.0	0.0	0.0	20°
132.5°	0.0	0.0	0.0	0.0	0.0	0.0	0.0	0.0	0.0	0.0	0.0	22.5°
135°	0.0	0.0	0.0	0.0	0.0	0.0	0.0	0.0	0.0	0.0	0.0	25°
137.5°	0.0	0.0	0.0	0.0	0.0	0.0	0.0	0.0	0.0	0.0	0.0	27.5°
140°	0.0	0.0	0.0	0.0	0.0	0.0	0.0	0.0	0.0	0.0	0.0	30°
142.5°	0.0	0.0	0.0	0.0	0.0	0.0	0.0	0.0	0.0	0.0	0.0	32.5°
145°	0.0	0.0	0.0	0.0	0.0	0.0	0.0	0.0	0.0	0.0	0.0	35°
147.5°	0.0	0.0	0.0	0.0	0.0	0.0	0.0	0.0	0.0	0.0	0.0	37.5°
150°	0.0	0.0	0.0	0.0	0.0	0.0	0.0	0.0	0.0	0.0	0.0	40°
152.5°	0.0	0.0	0.0	0.0	0.0	0.0	0.0	0.0	0.0	0.0	0.0	42.5°
155°	0.0	0.0	0.0	0.0	0.0	0.0	0.0	0.0	0.0	0.0	0.0	45°
157.5°	0.0	0.0	0.0	0.0	0.0	0.0	0.0	0.0	0.0	0.0	0.0	47.5°
160°	0.0	0.0	0.0	0.0	0.0	0.0	0.0	0.0	0.0	0.0	0.0	50°
162.5°	0.0	0.0	0.0	0.0	0.0	0.0	0.0	0.0	0.0	0.0	0.0	52.5°
165°	0.0	0.0	0.0	0.0	0.0	0.0	0.0	0.0	0.0	0.0	0.0	55°
167.5°	0.0	0.0	0.0	0.0	0.0	0.0	0.0	0.0	0.0	0.0	0.0	57.5°
170°	0.0	0.0	0.0	0.0	0.0	0.0	0.0	0.0	0.0	0.0	0.0	60°
172.5°	0.0	0.0	0.0	0.0	0.0	0.0	0.0	0.0	0.0	0.0	0.0	62.5°
175°	0.0	0.0	0.0	0.0	0.0	0.0	0.0	0.0	0.0	0.0	0.0	65°
177.5°	0.0	0.0	0.0	0.0	0.0	0.0	0.0	0.0	0.0	0.0	0.0	67.5°
180°	0.0	0.0	0.0	0.0	0.0	0.0	0.0	0.0	0.0	0.0	0.0	69°
												70°
												72.5°
												75°
												77.5°
												80°
												82.5°
												85°
												87.5°
												90°
												92.5°
												95°
												97.5°
												100°
												102.5°
												105°
												107.5°



NUMBER: P226275  
 NUMBER: ISW-AF-600-LED-E1-T2

REPORT NUMBER: P  
 CATALOG NUMBER:

<b>DISTRIBUTION (continued):</b>											<b>CANDELA DISTRIBUTION</b>	
87°	88°	89°	90°	95°	105°	115°	125°	135°	145°	155°	110°	87°
582.1	582.1	582.1	582.1	582.1	582.1	582.1	582.1	582.1	582.1	582.1	110°	0.0
586.4	586.4	584.5	583.3	579.0	571.7	564.5	557.7	548.6	545.0	540.1	112.5°	0.0
588.1	587.0	585.1	582.7	574.2	557.1	539.5	520.7	501.2	483.7	463.0	115°	0.0
589.3	587.0	584.5	581.4	569.3	543.2	507.9	470.9	436.3	410.1	399.2	117.5°	0.0
589.9	588.1	585.1	580.8	563.9	525.0	468.4	415.0	384.6	374.3	372.5	120°	0.0
596.7	593.6	588.7	583.9	561.4	504.9	424.1	373.1	360.9	365.8	374.3	122.5°	0.0
605.2	601.5	595.5	590.5	560.2	478.7	380.9	349.3	353.6	366.9	380.9	125°	0.0
620.3	614.3	607.5	602.7	562.6	446.6	346.3	337.2	350.0	366.9	385.9	127.5°	0.0
642.8	634.3	626.5	617.9	566.3	406.5	325.7	329.3	344.5	362.7	383.4	130°	0.0
670.7	661.0	650.1	637.4	570.5	371.8	314.1	320.8	334.8	350.6	367.5	132.5°	0.0
708.4	695.1	681.1	665.3	576.6	334.2	303.8	311.1	319.6	328.7	337.2	135°	0.0
755.9	737.6	722.4	701.1	582.7	308.6	295.3	297.7	299.5	300.7	300.1	137.5°	0.0
819.0	791.0	773.5	747.4	589.3	295.3	285.6	282.5	279.5	275.3	270.4	140°	0.0
885.9	862.8	834.8	801.4	593.6	286.1	276.4	266.7	258.2	254.0	254.0	142.5°	0.0
963.6	935.1	899.8	857.9	588.1	276.4	264.3	251.5	246.6	252.2	250.3	145°	0.0
1041.4	1001.9	963.0	915.0	574.8	265.6	250.9	244.3	247.9	240.6	236.3	147.5°	0.0
1127.1	1083.3	1029.2	973.3	555.4	254.0	244.3	247.9	235.2	226.6	230.3	150°	0.0
1223.0	1171.4	1113.1	1037.2	542.6	246.6	233.9	236.9	226.0	219.9	218.1	152.5°	0.0
1353.7	1280.1	1209.1	1119.7	552.3	235.2	213.9	226.0	219.9	214.5	209.6	155°	0.0
1481.8	1403.5	1319.7	1214.5	569.3	226.6	198.0	214.5	218.7	209.6	200.5	157.5°	0.0
1610.7	1527.5	1429.7	1312.3	589.9	221.2	185.9	200.5	215.7	204.8	197.4	160°	0.0
1746.2	1641.1	1540.8	1414.4	616.7	215.7	176.2	188.3	210.2	204.8	193.8	162.5°	0.0
1888.4	1764.4	1664.1	1527.5	663.5	207.8	164.1	178.6	204.8	204.2	190.2	165°	0.0
2053.6	1943.0	1814.2	1675.1	728.4	198.7	153.1	171.3	199.9	201.7	185.9	167.5°	0.0
2334.9	2220.7	2065.1	1932.7	857.3	186.5	146.4	164.1	192.0	196.8	182.3	170°	0.0
2791.2	2635.6	2492.9	2368.9	1077.9	169.5	141.6	156.1	183.5	190.8	179.2	172.5°	0.0
3314.4	3162.5	2989.9	2781.5	1200.5	153.7	134.9	146.4	175.0	184.7	176.2	175°	0.0
3536.8	3338.0	3128.4	2881.1	1083.3	141.0	127.6	137.3	165.3	176.2	172.0	177.5°	0.0
3434.7	3233.5	2989.9	2747.4	942.3	134.3	123.4	132.5	157.9	170.7	167.7	180°	0.0
3257.2	3054.9	2837.4	2546.3	841.5	130.6	120.3	129.4	155.0	167.7	165.3		
2576.1	2395.6	2195.2	1973.4	573.6	118.5	110.6	120.3	142.8	156.7	156.1		
1365.2	1312.3	1164.1	1034.1	297.1	105.7	100.2	110.0	131.9	146.4	146.4		
491.5	446.0	426.6	354.2	157.9	92.4	89.9	97.2	119.7	133.7	133.1		
185.9	181.1	162.2	151.9	100.2	75.3	75.9	83.3	105.2	118.5	117.8		
105.2	95.3	92.4	89.3	63.8	59.5	62.6	69.9	89.9	101.5	103.3		
50.4	46.7	45.5	42.6	41.9	45.5	49.2	55.2	71.7	85.6	83.9		
24.3	23.1	22.5	21.9	29.8	29.2	35.8	38.3	48.0	68.0	61.4		
7.9	7.9	7.3	6.0	8.5	9.7	11.6	16.4	20.0	39.5	32.2		
0.0	0.0	0.0	0.0	0.0	0.0	0.0	0.0	0.0	0.0	0.0		
0.0	0.0	0.0	0.0	0.0	0.0	0.0	0.0	0.0	0.0	0.0		
0.0	0.0	0.0	0.0	0.0	0.0	0.0	0.0	0.0	0.0	0.0		
0.0	0.0	0.0	0.0	0.0	0.0	0.0	0.0	0.0	0.0	0.0		
0.0	0.0	0.0	0.0	0.0	0.0	0.0	0.0	0.0	0.0	0.0		
0.0	0.0	0.0	0.0	0.0	0.0	0.0	0.0	0.0	0.0	0.0		
0.0	0.0	0.0	0.0	0.0	0.0	0.0	0.0	0.0	0.0	0.0		
0.0	0.0	0.0	0.0	0.0	0.0	0.0	0.0	0.0	0.0	0.0		
0.0	0.0	0.0	0.0	0.0	0.0	0.0	0.0	0.0	0.0	0.0		
0.0	0.0	0.0	0.0	0.0	0.0	0.0	0.0	0.0	0.0	0.0		

'226275  
 ISW-AF-600-LED-E1-T2

REPORT NUMBER: P226275  
 CATALOG NUMBER: ISW-AF-600-LED-E1-T2

**TION (continued):**

**CANDELA DISTRIBUTION (con**

88°	89°	90°	95°	105°	115°	125°	135°	145°	155°		165°	175°
0.0	0.0	0.0	0.0	0.0	0.0	0.0	0.0	0.0	0.0	0°	582.1	582.1
0.0	0.0	0.0	0.0	0.0	0.0	0.0	0.0	0.0	0.0	2.5°	535.9	527.3
0.0	0.0	0.0	0.0	0.0	0.0	0.0	0.0	0.0	0.0	5°	447.7	446.6
0.0	0.0	0.0	0.0	0.0	0.0	0.0	0.0	0.0	0.0	7.5°	392.5	384.6
0.0	0.0	0.0	0.0	0.0	0.0	0.0	0.0	0.0	0.0	10°	374.3	373.7
0.0	0.0	0.0	0.0	0.0	0.0	0.0	0.0	0.0	0.0	12.5°	382.2	384.0
0.0	0.0	0.0	0.0	0.0	0.0	0.0	0.0	0.0	0.0	15°	392.5	396.2
0.0	0.0	0.0	0.0	0.0	0.0	0.0	0.0	0.0	0.0	17.5°	399.2	405.9
0.0	0.0	0.0	0.0	0.0	0.0	0.0	0.0	0.0	0.0	20°	397.3	405.3
0.0	0.0	0.0	0.0	0.0	0.0	0.0	0.0	0.0	0.0	22.5°	377.3	380.9
0.0	0.0	0.0	0.0	0.0	0.0	0.0	0.0	0.0	0.0	25°	341.5	342.7
0.0	0.0	0.0	0.0	0.0	0.0	0.0	0.0	0.0	0.0	27.5°	298.3	297.1
0.0	0.0	0.0	0.0	0.0	0.0	0.0	0.0	0.0	0.0	30°	267.9	260.0
0.0	0.0	0.0	0.0	0.0	0.0	0.0	0.0	0.0	0.0	32.5°	254.0	249.1
0.0	0.0	0.0	0.0	0.0	0.0	0.0	0.0	0.0	0.0	35°	244.3	236.3
0.0	0.0	0.0	0.0	0.0	0.0	0.0	0.0	0.0	0.0	37.5°	253.4	252.8
0.0	0.0	0.0	0.0	0.0	0.0	0.0	0.0	0.0	0.0	40°	261.9	260.6
0.0	0.0	0.0	0.0	0.0	0.0	0.0	0.0	0.0	0.0	42.5°	247.2	236.3
0.0	0.0	0.0	0.0	0.0	0.0	0.0	0.0	0.0	0.0	45°	220.5	207.8
0.0	0.0	0.0	0.0	0.0	0.0	0.0	0.0	0.0	0.0	47.5°	202.3	195.1
0.0	0.0	0.0	0.0	0.0	0.0	0.0	0.0	0.0	0.0	50°	193.8	191.4
0.0	0.0	0.0	0.0	0.0	0.0	0.0	0.0	0.0	0.0	52.5°	191.4	197.4
0.0	0.0	0.0	0.0	0.0	0.0	0.0	0.0	0.0	0.0	55°	190.2	196.8
0.0	0.0	0.0	0.0	0.0	0.0	0.0	0.0	0.0	0.0	57.5°	181.7	193.2
0.0	0.0	0.0	0.0	0.0	0.0	0.0	0.0	0.0	0.0	60°	175.6	189.6
0.0	0.0	0.0	0.0	0.0	0.0	0.0	0.0	0.0	0.0	62.5°	172.0	187.7
0.0	0.0	0.0	0.0	0.0	0.0	0.0	0.0	0.0	0.0	65°	168.9	188.9
0.0	0.0	0.0	0.0	0.0	0.0	0.0	0.0	0.0	0.0	67.5°	164.1	192.6
0.0	0.0	0.0	0.0	0.0	0.0	0.0	0.0	0.0	0.0	69°	161.6	192.0
										70°	159.2	190.2
										72.5°	150.7	175.6
										75°	140.3	155.0
										77.5°	126.9	133.1
										80°	112.4	116.0
										82.5°	97.8	111.8
										85°	76.5	94.8
										87.5°	56.5	52.3
										90°	32.2	23.7
										92.5°	0.0	0.0
										95°	0.0	0.0
										97.5°	0.0	0.0
										100°	0.0	0.0
										102.5°	0.0	0.0
										105°	0.0	0.0
										107.5°	0.0	0.0



REPORT NUMBER: P226275

CATALOG NUMBER: ISW-AF-600-LED-E1-

00-LED-E1-T2

**tinued):**

180°
582.1
529.2
442.9
385.2
375.5
382.8
397.3
408.3
407.0
384.0
343.9
302.0
266.1
254.6
240.0
255.8
263.1
238.8
207.8
193.8
190.2
199.3
196.2
193.8
190.2
187.1
186.5
187.7
185.4
182.3
164.1
147.6
133.1
117.2
99.0
74.2
56.5
20.0
0.0
0.0
0.0
0.0
0.0
0.0
0.0
0.0
0.0

**CANDELA DISTRIBUTION (continued):**

	165°	175°	180°
110°	0.0	0.0	0.0
112.5°	0.0	0.0	0.0
115°	0.0	0.0	0.0
117.5°	0.0	0.0	0.0
120°	0.0	0.0	0.0
122.5°	0.0	0.0	0.0
125°	0.0	0.0	0.0
127.5°	0.0	0.0	0.0
130°	0.0	0.0	0.0
132.5°	0.0	0.0	0.0
135°	0.0	0.0	0.0
137.5°	0.0	0.0	0.0
140°	0.0	0.0	0.0
142.5°	0.0	0.0	0.0
145°	0.0	0.0	0.0
147.5°	0.0	0.0	0.0
150°	0.0	0.0	0.0
152.5°	0.0	0.0	0.0
155°	0.0	0.0	0.0
157.5°	0.0	0.0	0.0
160°	0.0	0.0	0.0
162.5°	0.0	0.0	0.0
165°	0.0	0.0	0.0
167.5°	0.0	0.0	0.0
170°	0.0	0.0	0.0
172.5°	0.0	0.0	0.0
175°	0.0	0.0	0.0
177.5°	0.0	0.0	0.0
180°	0.0	0.0	0.0

(END OF F

Cooper Lighting Solutions Photometric Lab  
1121 Highway 74 South  
Peachtree City, GA 30269

Scaled Data Report

